

Casement Windows

EXCLUSIVE WINDOWS FOR DISTINCTIVE BUYERS

THE 525 SERIES




TM'S CASEMENT WINDOW FEATURES

- Elegant Casement Window gives your home an eye-catching look and the opportunity for maximum ventilation
- Companion fixed window matches operable window design and saves money
- Standard with 7/16" laminated impact glass, thicker than the competition
- Available with 1" thick insulated impact glass with a 3" deep frame, thickest in the industry
- Superior frame construction
- Concealed hinges
- Meets fire egress codes for most sizes
- Custom colors, split finishes and wood grain paints are available for a truly distinctive look



601 NW 12th Ave
Pompano Beach, FL 33069-2011
954-781-4430 • 888-728-7707
www.tmwindow.com





A

Single lever multi-point locking system



Stainless steel, heavy duty 4 bar hinge




B

Designer style folding handle "Opened Position"



B

Designer style folding handle "Closed Position"



Details on the contoured wood style sash, grid and screen frame



MINIMUM & MAXIMUM SIZES
Width: Min 18" – Max: 38" Height: Min 22" – Max: 78"

3" deep frame combined with T-6 alloy aluminum and tubular construction prevents the frame from bowing and twisting during installation. Increase wall thickness prevents stripping of hardware fasteners.

Double silicone glazing ensures leak proof performance

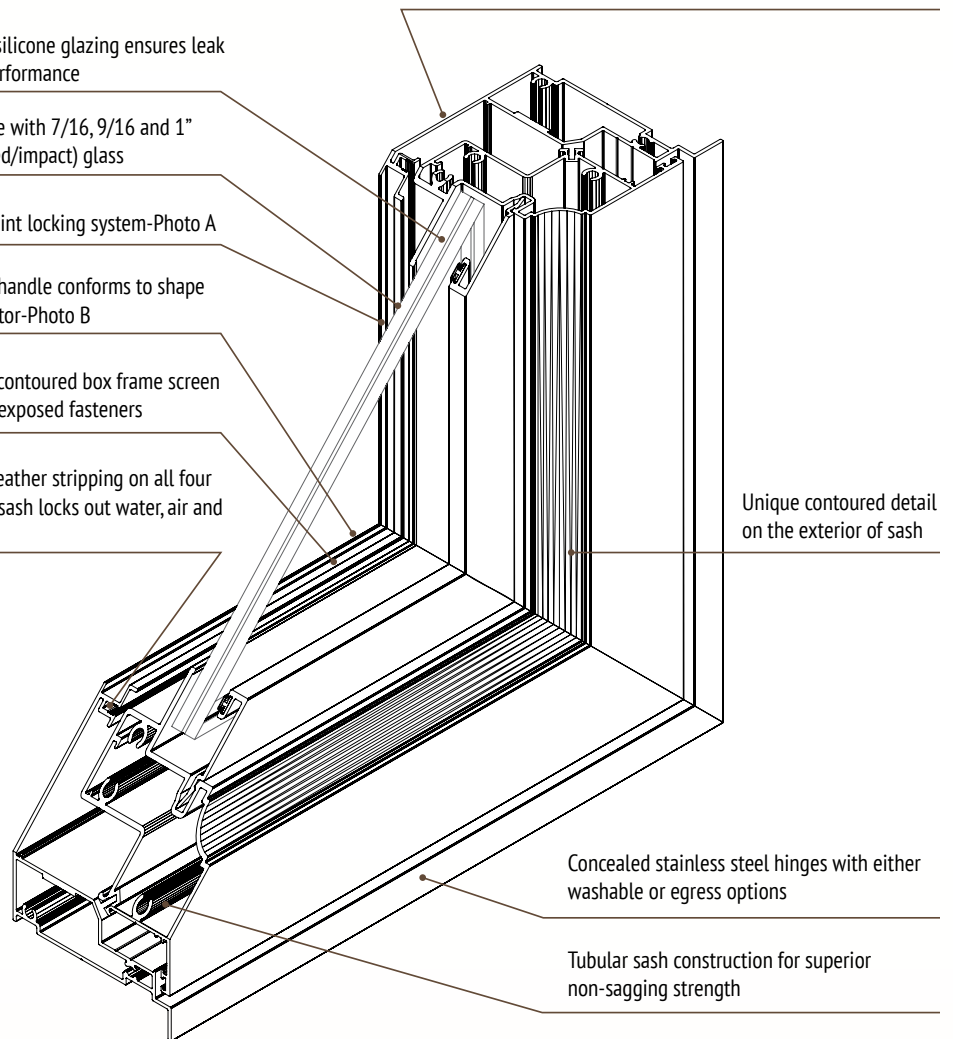
Available with 7/16, 9/16 and 1" (insulated/impact) glass

Multi-point locking system-Photo A

Folding handle conforms to shape of operator-Photo B

Snap in contoured box frame screen with no exposed fasteners

Triple weather stripping on all four sides of sash locks out water, air and sound



Test Type	Test Size	Results
Air Infiltration (ASTM E 283)		6.24 PSF
Water Resistance (ASTM E 547/E 331)		10.5 PSF
Uniform Static Load Test (Design Load) (ASTM E 330)	38 X 78" ONE VENT (7/16 ANN PVB)	POSITIVE 70 PSF / NEGATIVE 75 PSF
Cyclic Design Load Test After Missile Impact In Accordance To Miami - Dade County (TAS 201 & 203)	38 X 78" ONE VENT (7/16 ANN PVB)	POSITIVE 70 PSF / NEGATIVE 75 PSF
Forced Entry Test (F588-04)		PASSED GRADE 10